



Actual Product Size Shown



Product Features

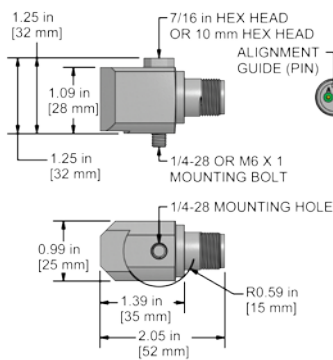
**High Temperature (302°F)
Side Exit Sensor**

Popular, Proven Side Exit Sensor for Standard High Temperature Applications

- Resistant to Temperatures Up to 302°F (150°C)
- 6C version has armor, Heavy Duty Teflon® Jacketed Cable with Braided Shield for Demanding Applications
- ±80 g, Peak Dynamic Range

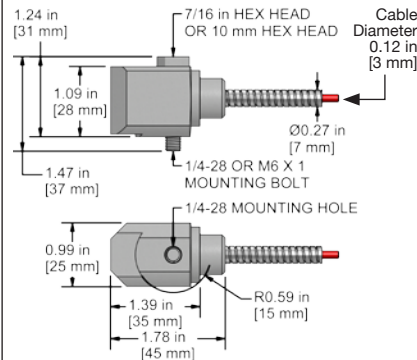
AC208-1A 2 Pin Connector

Connector	Pin Polarity
A	(+) Signal / Power
B	(-) Common



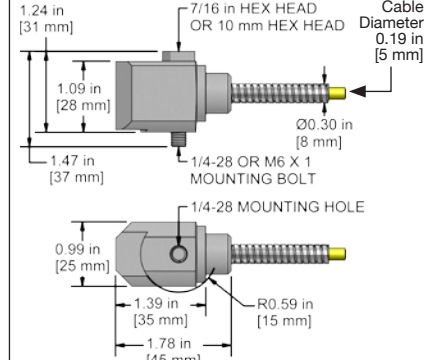
AC208-5C Armored Integral Cable

Conductor	Polarity
Red	(+) Signal / Power
Black	(-) Common
Shield	Cable Drain Wire



AC208-6C Heavy Duty Armored Integral Cable

Conductor	Polarity
Red	(+) Signal / Power
Black	(-) Common
Shield	Cable Drain Wire



Specifications	Standard	Metric
Part Number	AC208	M/AC208
Sensitivity (±10%)	100 mV/g	
Frequency Response (±3dB)	60-480,000 CPM	1,0-8000 Hz
Frequency Response (±10%)	120-180,000 CPM	2,0-3000 Hz
Dynamic Range	± 80 g, peak	
Electrical		
Settling Time	<2.5 seconds	
Voltage Source	18-30 VDC	
Constant Current Excitation	2-10 mA	
Spectral Noise @ 10 Hz	8 µg/√Hz	
Spectral Noise @ 100 Hz	0.82 µg/√Hz	
Spectral Noise @ 1000 Hz	0.3 µg/√Hz	
Output Impedance	<100 ohm	
Bias Output Voltage	10-14 VDC	
Case Isolation	>10 ⁹ ohm	

Specifications	Standard	Metric
Environmental		
Temperature Range	-58 to 302° F	-50 to 150°C
Maximum Shock Protection	5,000 g, peak	
Electromagnetic Sensitivity	CE	
Sealing	Welded, Hermetic	
Physical		
Sensing Element	PZT Ceramic	
Sensing Structure	Shear Mode	
Weight	5.1 oz	145 grams
Case Material	316L Stainless Steel	
Mounting Hole	1/4-28	
Connector (non-integral)	2 Pin MIL-C-5015	
Resonant Frequency	1,200,000 CPM	20000 Hz
Mounting Torque	2 to 5 ft. lbs.	2,7 to 6,8 Nm
Mounting Hardware	1/4-28 Captive Bolt	M6x1 Captive Bolt
Calibration Certificate	CA10	

Ordering Information

Standard	AC208-1A (1/4-28 Stud)	AC208-5C - / [] [] / [] [] - [] (1/4-28 Stud) (maximum armor length 100 ft.) (cable length in feet) (termination)	AC208-6C - / [] [] / [] [] - [] (1/4-28 Stud) (maximum armor length 20 ft.) (cable length in feet) (termination)
Metric	M/AC208-1A (M6x1 Stud)	M/AC208-5C - / [] [] / [] [] - [] (M6x1 Adapter Stud) (maximum armor length 30 m) (cable length in meters) (termination)	M/AC208-6C - / [] [] / [] [] - [] (M6x1 Adapter Stud) (maximum armor length 6 m) (cable length in meters) (termination)

Cable Termination Options: E F Z

AC188 Series

High Temperature Accelerometer, M8 Captive Bolt, Side Exit Connector/Cable, 100 mV/g

SECTION 1 - VIBRATION SENSORS
Accelerometers



Actual Product Size Shown



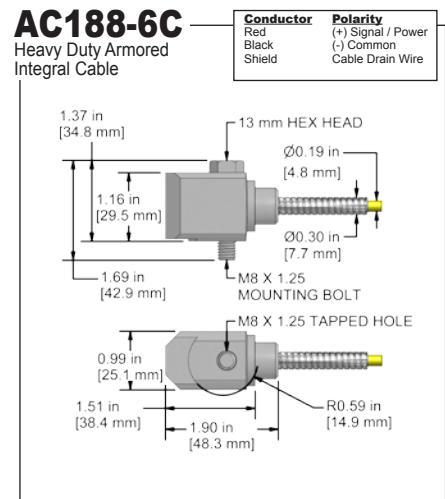
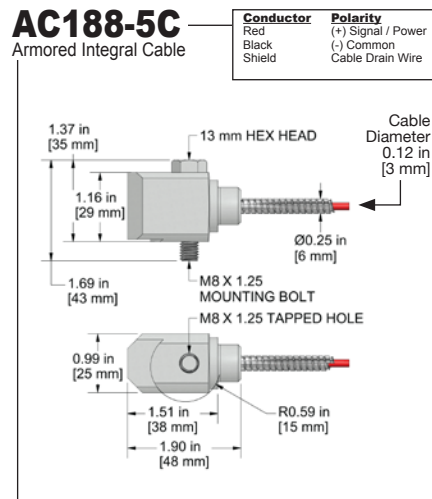
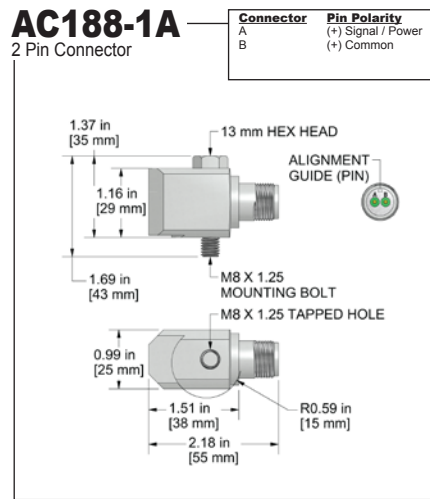
M8 Captive Bolt

Product Features

High Temperature (302°F) Side Exit Sensor, Now with M8 Mounting

Popular Proven Side Exit Sensor for Standard High Temperature Applications

- Functional to Temperatures Up to 302°F, (150°C)
- Great for Extended Use at High Temperatures
- Monitors in Temperatures as Low as -58°F (-50°C)



Specifications	Standard	Metric
Part Number	AC188	M/AC188
Sensitivity (±10%)	100 mV/g	
Frequency Response (±3dB)	60-480,000 CPM	1,0-8000 Hz
Frequency Response (±10%)	120-300,000 CPM	2,0-5000 Hz
Dynamic Range	± 50 g, peak	
Electrical		
Settling Time	<2.5 seconds	
Voltage Source	18-30 VDC	
Constant Current Excitation	2-10 mA	
Spectral Noise @ 10 Hz	14 µg/√Hz	
Spectral Noise @ 100 Hz	2 µg/√Hz	
Spectral Noise @ 1000 Hz	1.4 µg/√Hz	
Output Impedance	<100 ohm	
Bias Output Voltage	10-14 VDC	
Case Isolation	>10 ⁹ ohm	

Specifications	Standard	Metric
Environmental		
Temperature Range	-58 to 302° F	-50 to 150°C
Maximum Shock Protection	5,000 g, peak	
Electromagnetic Sensitivity	CE	
Sealing	Welded, Hermetic	
Physical		
Sensing Element	PZT Ceramic	
Sensing Structure	Shear Mode	
Weight	6 oz	170 grams
Case Material	316L Stainless Steel	
Mounting	M8	
Connector (non-integral)	2 Pin MIL-C-5015	
Resonant Frequency	1,200,000 CPM	20000 Hz
Mounting Torque	2 to 5 ft. lbs.	2,7 to 6,8 Nm
Mounting Hardware	M8 Captive Bolt	M8 Captive Bolt
Calibration Certificate	CA10	

Ordering Information

Standard	AC188-1A (1/4-28 Stud)	AC188-5C - / [] [] [] / [] [] [] - [] (1/4-28 Stud) (maximum armor length 100 ft.) (cable length in feet) (termination)	AC188-6C - / [] [] [] / [] [] [] - [] (1/4-28 Stud) (maximum armor length 20 ft.) (cable length in feet) (termination)
Metric	M/AC188-1A (M6x1 Stud)	M/AC188-5C - / [] [] [] M / [] [] [] M - [] (M6x1 Stud) (M6x1 Adapter Stud) (maximum armor length 30 m) (cable length in meters) (termination)	M/AC188-6C - / [] [] [] M / [] [] [] M - [] (M6x1 Stud) (M6x1 Adapter Stud) (maximum armor length 6 m) (cable length in meters) (termination)

Cable Termination Options: E F Z



Backed by our Unconditional Lifetime Warranty



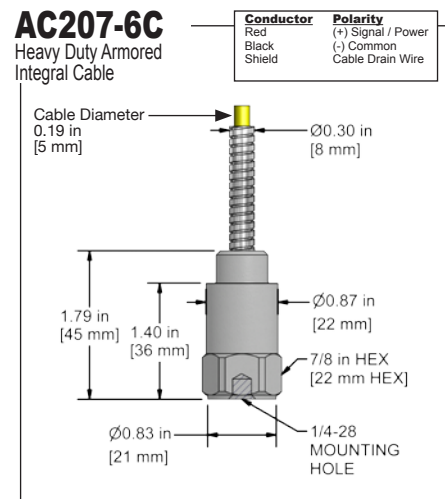
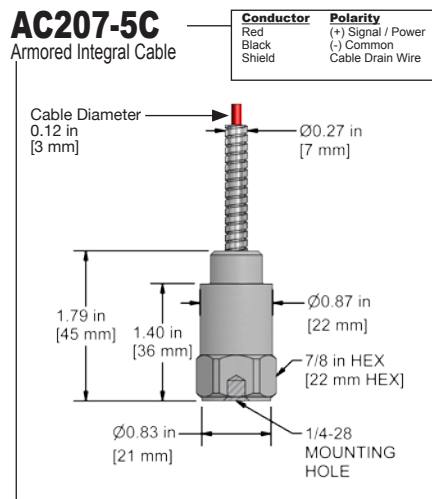
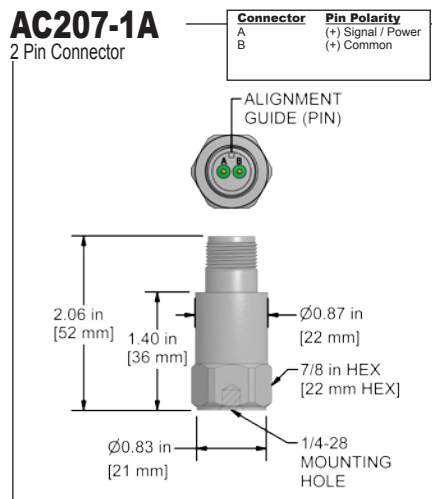
Actual Product Size Shown



Product Features

High Temperature (302°F) Sensor
Popular, Proven Sensor for Standard High Temperature Applications

- Resistant to Temperatures Up to 302°F (150°C)
- 6C version has armor, Heavy Duty Teflon® Jacketed Cable with Braided Shield for Demanding Applications
- ±80 g, Peak Dynamic Range



Specifications	Standard	Metric
Part Number	AC207	M/AC207
Sensitivity (±10%)	100 mV/g	
Frequency Response (±3dB)	60-600,000 CPM	1,0-10000 Hz
Frequency Response (±10%)	120-360,000 CPM	2,0-6000 Hz
Dynamic Range	±80 g, peak	
Electrical		
Settling Time	<2.5 Seconds	
Voltage Source	18-30 VDC	
Constant Current Excitation	2-10 mA	
Spectral Noise @ 10 Hz	8 µg/√Hz	
Spectral Noise @ 100 Hz	0.82 µg/√Hz	
Spectral Noise @ 1000 Hz	0.3 µg/√Hz	
Output Impedance	<100 ohm	
Bias Output Voltage	10-14 VDC	
Case Isolation	>10 ⁸ ohm	

Specifications	Standard	Metric
Environmental		
Temperature Range	-58 to 302° F	-50 to 150° C
Maximum Shock Protection	5,000 g, peak	
Electromagnetic Sensitivity	CE	
Sealing	Welded, Hermetic	
Physical		
Sensing Element	PZT Ceramic	
Sensing Structure	Shear Mode	
Weight	3.2 oz.	90 grams
Case Material	316L Stainless Steel	
Mounting Hole	1/4-28	
Connector (non-integral)	2 Pin -MIL-C-5015	
Resonant Frequency	1,380,000 CPM	23000 Hz
Mounting Torque	2 to 5 ft. lbs.	2,7 to 6,8 Nm
Mounting Hardware	1/4-28 Stud	M6x1 Adapter Stud
Calibration Certificate	CA10	

Ordering Information

Standard	AC207-1A (1/4-28 Stud)	AC207-5C - / [] / [] - [] (1/4-28 Stud) (maximum armor length 100 ft.) (cable length in feet) (termination)	AC207-6C - / [] / [] - [] (1/4-28 Stud) (maximum armor length 20 ft.) (cable length in feet) (termination)
Metric	M/AC207-1A (M6x1 Stud)	M/AC207-5C - / [] / [] - [] (M6x1 Stud) (maximum armor length 100 ft.) (cable length in feet) (termination)	M/AC207-6C - / [] / [] - [] (M6x1 Adapter Stud) (maximum armor length 20 ft.) (cable length in feet) (termination)
		[] / [] M / [] M - [] (maximum armor length 30 m) (cable length in meters) (termination)	[] / [] M / [] M - [] (maximum armor length 6 m) (cable length in meters) (termination)

Cable Termination Options: E F Z

